

Midland Brick

A **BORAL** COMPANY

INTRODUCING
Ashlar Pavers

FOR DRIVEWAYS, COURTYARDS & PATIOS

January 2014



ashlar pavers



Change the way you think about paving with Midland Brick's latest Ashlar Range. This customised pattern, exclusive to Midland Brick, is formed by using a variety of paver shapes and sizes to create a truly individual look whilst enjoying all the benefits and flexibility of paving.



Steel Grey

Classic Finish



Golden Sand

Classic Finish



Amber

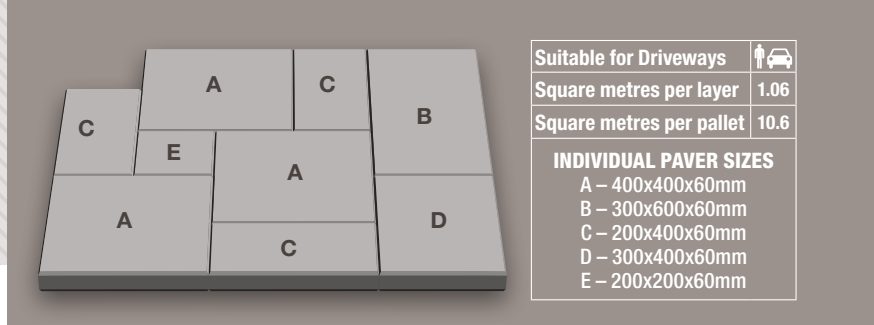
Granite Finish



Titanium

Granite Finish

PICTURED ABOVE and OPPOSITE:
Ashlar Steel Grey used throughout the
2013 Telethon Home, including the driveway
– laid in staggered bond.



How to lay Ashlar pavers

The Ashlar pattern may seem challenging at first glance, but all the basic paving principles are at play. This unique design is surprisingly easy to install.

The easiest method to ensure success, is to use the pattern of each layer as it appears on the pallet and simply follow this pattern. Separating the pattern can leave you with odd sizes and ultimately more cutting. If you have the time and creativity however, your imagination is the limit in creating your own unique pattern.

TIPS


Each pallet is delivered with identical layer patterns throughout, so you will soon get used to the process.

To protect the life of your Ashlar Pavers, Midland Brick recommends they be sealed after installation.

As Ashlar is a unique pattern formed by a range of different paver shapes and sizes, it is sold by the full layer. Each layer measures 1000x1100mm.


Staggered Bond

The easiest way to lay with a true random pattern is by 'staggering' each layer. You can do this by fitting the next full layer of pavers from the pallet into the previous layer's 200x200mm indent, as shown below.



Stack Bond

When working in narrow or confined areas, such as pathways, it may be easier to lay the pattern in a Stack Bond – laying each new layer directly above the preceding layer on the ground. This may reduce the amount of cutting that is required.



A Stack Bond pattern will require an extra 200x200mm paver per layer to fill the indent. You can discuss the options available with your Sales Advisor when ordering.



For more information about Midland Brick



Call us on 13 15 40

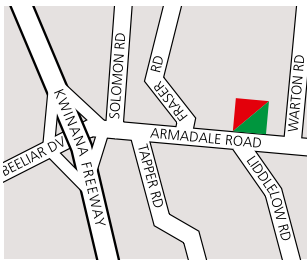


Visit our website at www.midlandbrick.com.au

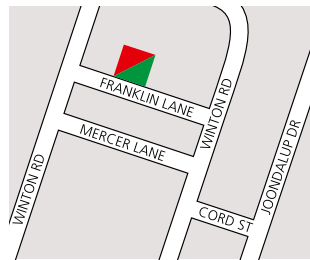


Drop into a Midland Brick Selection Centre or Reseller at the following locations

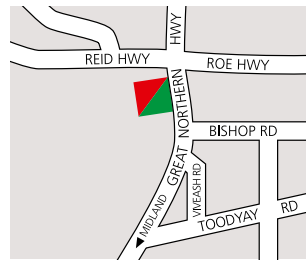
Selection Centres



Jandakot
4 Armadale Road



Joondalup
16 Franklin Lane

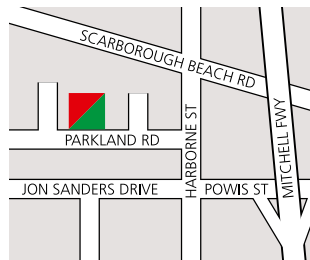


Middle Swan
102 Great Northern Highway

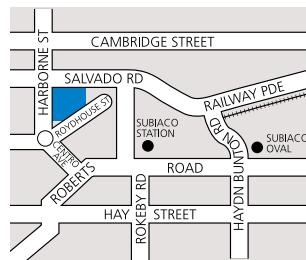
- Selection Centre
- Selection Centre & Yard
- Brick & Paver Recycling Yard



Mandurah
4 Rafferty Close



Osborne Park
8 Parkland Road



Subiaco
Home Base, 55 Salvado Road

Reseller



Bunbury - Beyond Bricks
11 Denning Road
Phone (08) 9721 9777

Regional Distributors

Adelaide (SA) Boral Montoro
Pooraka (08) 8262 3529

Albany CamTrans Pty Ltd
(08) 9841 7409

Busselton KD Power & Co.
(08) 9752 1177

Carnarvon Carnarvon Timber
& Hardware (08) 9941 1009
Tropics Hardware (08) 9941 2884

Cervantes Hunters Cervantes
Transport Service (08) 9652 7013

Collie G&L Saunders
(08) 9734 1383

Derby True Value Hardware
(08) 9193 2008

Dongara Marsden Transport
(08) 9927 1145

Esperance Star Transport
(08) 9071 2345

Exmouth Exmouth Hardware &
Building Supplies (08) 9949 1837

Geraldton Golding's Paving Centre
(08) 9938 1061

Greenhead Len Smith
0409 913 149

Jurien Bay RDI Transport
(08) 9652 1241

Kalbarri Kalbarri Carriers
(08) 9937 1550

Kalgoorlie McBrides Garden Centre
& Landscaping (08) 9022 7770

Karratha Versatile Building
Products (08) 9249 2324
A&P Transport (08) 9250 4344,
(08) 9144 2044

Katanning Katanning Hardware
(08) 9821 1411

Lancelin Lancelin Transport
(08) 9655 1827, 0407 386 548

Manjimup Cutts Transport Pty Ltd
(08) 9777 0888

Margaret River Podmore Holdings
(08) 9757 2422

Narrogin Narrogin Freightlines
0418 924 591

Northam Lloyd's Contracting
(08) 9622 7660

Shark Bay Shark Bay Marine
& Hardware (08) 9948 1001

Southern Cross W. Metzke & Son
(08) 9049 1014

Wagin Alexander Galt & Co
(08) 9861 1087

Wongan Hills Overland Freight
(08) 9671 1457, 0427 711 821

York York Landscape Supplies
(08) 9641 2300



This information should be viewed as a guide only. The particular circumstances of construction projects vary significantly and often dictate the use of particular materials and techniques. Midland Brick recommends you obtain professional advice before commencing a construction project and selecting materials. Clay pavers and concrete pavers are made from naturally occurring minerals. Variations in colour, texture and size are natural characteristics of these products and variations may occur from batch to batch. Products should be chosen from actual samples current at the time of order and are subject to availability. Customers should ensure that all delivered products are acceptable and any concerns about products are notified to Midland Brick prior to laying. Building Systems and details are subject to change. To ensure the information you are using is current, Midland Brick recommends you review the latest building information available on the Midland Brick website or contact your nearest Midland Brick Sales Office.

© Copyright Boral Masonry Limited – all rights reserved 2013.

Boral, the Boral logo, boral.com.au, Midland Brick, Promenade, Stylestone, Gardenwall are trade marks or registered trade marks of Boral Limited, Boral Bricks Western Australia Pty Ltd or Boral Masonry Limited in Australia, other countries, or both. If these and other Boral trade marked terms are marked on their first occurrence in this information with a trade mark symbol (® or ™), these symbols indicate Australian registered or common law trade marks owned by Boral at the time this information was published. Such trade marks may also be registered or common law trade marks in other countries. Other product, company or service names may be trade marks or service marks of others. Boral Masonry Ltd ABN 13 000 223 718.